

THE NEW
BOMBAY

DESIGN EDITION

marlboro

THE NEW BOMBAY

DESIGN EDITION

We went to Bombay and brought home these wonderful colours.

Creative Director

Diener

Felix Diener






color variations | non-woven wallcoverings | roll dimensions: 10,05 m × 0,92 m


THE NEW BOMBAY

DESIGN EDITION



30137

The finely woven surface of this plain, which has a strong presence within the collection, recalls textile linen. It defines surface through structure, lending the wall a restrained sense of materiality. Color and texture interlock to create calm, durable surfaces for architecture with high standards.



color variations | non-woven wallcoverings | roll dimensions: 10,05 m × 0,92 m




From light natural and off-white tones through warm sand and beige shades to cooler grey and blue nuances, a color palette emerges that precisely shapes spaces. The textile surface gives each color substance, making it robust enough for use in contract and architectural settings.



color variations | non-woven wallcoverings | roll dimensions: 10,05 m × 0,92 m



This selection of tones goes a step further. Soft pastels, muted green and blue nuances, and warm accents can be combined and zoned with precision. The rich berry tone makes a clear statement - contemporary, confident, and surprisingly versatile when paired with calm surfaces and materials.



color variations | non-woven wallcoverings | roll dimensions: 10,05 m × 0,92 m




30172

30138

30139

30140




30141

30142

30143

30150



30151

30152

30156

30157


Cool gradations of blue, mineral greys, and warm metallic nuances open up additional scope within a project. Used tone on tone or in deliberate contrast, they support clear spatial concepts and respond sensitively to light, materials, and proportions - precise, controlled, and highly versatile in application.



color variations | non-woven wallcoverings | roll dimensions: 10,05 m × 0,92 m



Fine pastels, lightened grey and natural nuances create surfaces with high light reflection and subtle presence. Combined with the textile structure, they form calm backdrops that open up spaces and clearly bring materials, furniture, and architecture to the fore.



THE NEW
BOMBAY

DESIGN EDITION





30191

3,00 m × 3,60 m




This large-scale motif stages nature like a classical tableau. Birds and vegetation are rendered in a painterly manner, calm in color and precise in detail. Thanks to the repeatable panels, the design can be extended across generous wall surfaces - ideal for sophisticated interior architecture where scale is meant to make an impact.



30192

3,00 m × 6,30 m



Like a historical panorama, this motif unfolds depth and calm. Palms, trees, and architectural elements merge into a warm, sepia-toned scene that organizes the surface and creates atmosphere. Ideal for high-end contract spaces where wall design is meant to be more than mere background.



30193

3,00 m × 6,30 m



Classical architecture meets lush vegetation. Columns structure the surface, while a layered scene of plants and blossoms unfolds beyond. The calm color palette and clear composition lend the motif a timeless, almost theatrical presence.



30194

3,00 m × 4,50 m




Like a distant scene, this motif settles across the wall. Bamboo structures, water surfaces, and soft mountain silhouettes merge into a warm, almost misty image. The restrained color palette creates depth and a calm, meditative atmosphere within the space.



30195

3,00 m × 4,50 m



Same motif, two moods. While the warmer version brings depth and softness into the space, the cooler interpretation feels clearer and almost graphic. Bamboo, water, and horizon remain constant - it is the color palette that defines atmosphere and character.



30196

3,00 m × 3,60 m



3,00 m

3,60 m

Blooming branches, birds, and lush foliage come together in an expansive motif with a strong sense of air and depth. The muted color palette feels natural and balanced, opening up the space and bringing a calm, organic note to the wall.



30197

3,00 m × 5,40 m



Architectural elements and lush vegetation merge into a layered scene with depth. The restrained color palette lends large spaces both calm and presence. Especially in contract settings, the motif unfolds its impact as a space-defining element with a cultivated character.



30198

3,00 m × 5,40 m



Large-scale plants, decorative vessels, and fine line drawings overlap to form a layered composition. The light, warm color palette gives the motif an airy feel, creating a calm backdrop that adds depth to the space without weighing it down.



30199

3,00 m × 5,40 m



Like a drawn memory, this landscape spreads across the wall. Architecture, water, and nature merge into a calm scene in warm sepia tones. The motif feels both familiar and expansive – a wall image with narrative depth and quiet presence.



30100


3,00 m × 0,90 m



0,90 m

30101


3,00 m × 0,90 m



0,90 m



3,00 m



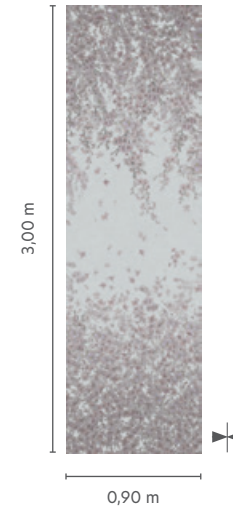
3,00 m

In gentle panels, a water-like scene spreads across the wall. Water lilies and reflections come together in a flowing overall image. Once assembled, the wall achieves an almost painterly presence that softly surrounds the space while maintaining a sense of calm.



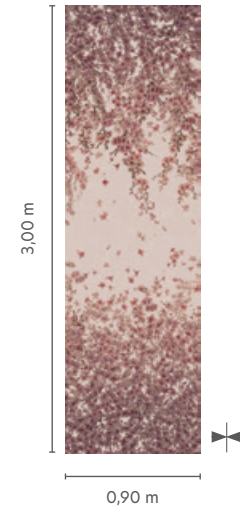
30102

3,00 m × 0,90 m






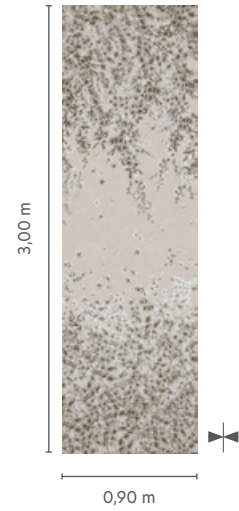
30103

3,00 m × 0,90 m



30104

3,00 m × 0,90 m



This motif works from top to bottom. Delicate blossoms seem to drift downward, coming together across multiple panels to form a light, almost floating image. Depending on the colorway, the impression feels soft and poetic or slightly more graphic - always calm, always atmospheric.